



MOSAIC

Measure. Order. Hang.

IT'S THAT EASY.

MOSAIC

MECHANICAL SYSTEM FOR HANGING GLASS

We live in a world where time is money. Eliminating the cure time could be your secret weapon. You are deadline-driven, resourced challenged and want your projects to showcase your reputation as delivering only the best. On time, and on budget.

MOSAIC, Goldray's wall cladding system, moves you into the league of innovators. You are doing it differently because you are visionary.

Your time is valuable. Access to space can be limited. The glass install is usually the final piece to get the project finished. But it is the pièce de résistance that brings the WOW factor every time.

WHAT

IS TEN TIMES FASTER?

MOSAIC is a prefabricated mechanical way to hang glass on anything. The system can get projects completed TEN TIMES faster, with less fuss and stress — and increased savings in time and money.

MOSAIC offers flexibility with a wide range of colors and products.

Success with MOSAIC comes down to **THREE** simple steps:

1. **MEASURE** your substrate. We calculate panels to fit.
2. **ORDER** your custom MOSAIC system.
3. **HANG** your perfect made to measure panels in place.

WHERE

MOSAIC SHINES BEST


MOSAIC is ideal for walls in high traffic indoor areas where durability and cleanliness are a priority, e.g., lobbies, transportation hubs, and hotels. For collaboration spaces such as boardrooms and conference centres, the glass provides projection and markerboard functionality as well.

The versatility of MOSAIC is second to none.



Markerboards installed in a boardroom allow quick access to electricals behind the panels.

High traffic hotel reception area.



THINK BIG

ANYTHING IS POSSIBLE

Design flexibility is not just in the glass — with MOSAIC, there is added versatility in the selection of frames available.

HIDDEN FRAME




With hidden frames, as the name suggests, the hanging structure positions the glass as the star of the show. The butt joints are snug and flush.

CLOSED FRAME



Closed frames capture the glass similar to a picture frame. Approximately 1/2" / 12.7 mm encloses the glass and is fully visible from the front of the install. This profile comes in single or dual options.

OPEN FRAME



Looking at the front of the glass, the open frame is slightly visible on the edges and surrounds the glass from the side view.

Open frames can hang single or multiple glass panes. They work well for markboards, backpainted glass, and digital printed / design glass.

The open frame also allows flexibility for designs that are seeking a more intricate and sophisticated look.

ILLUMINATE

LET THERE BE LIGHT!

Integrating designed LED panels into MOSAIC is easy. The dual closed frame is perfect for backlit projects.

The wrap-around enclosure keeps light from escaping, reducing shadows and making for a brighter, more even-toned effect.



MIX AND MATCH

TAKE YOUR PICK

The best combination of product and framing profiles should take into consideration the finished look.

PRODUCT SPECIFICATIONS		HIDDEN	OPEN	CLOSED
STANDARD PANEL SIZE	MIN: 12" x 12" / 304.8 mm x 304.8 mm MAX: 48" x 120" / 1219.2 mm x 3048 mm	✓	✓	✓
COLOR FRAME OPTIONS	Aluminum ¹ , Bronze, Black, Custom ²	✓	✓	✓
GLASS LITE THICKNESS	MIN: 1/4" / 6 mm MAX: 5/16" / 7.94 mm	✓	✓	✓ ³
VALUE INCLUDED	Wall Clips, Reveal (if part of design), Product Warranty, Customer Support	✓	✓	✓

¹ Aluminum (clear) is standard. Order time might be required with other colors.

² Custom color frames are possible, with time and cost allowances..

³ MAX lite thickness is 1/4" / 6 mm.

DECORATIVE GLASS

WE COVER IT ALL


MOSAIC has been designed and engineered specifically to hold decorative glass, the heaviest of the materials options. As a decorative glass manufacturer, here are a few of our most popular MOSAIC product lines:



Backpainted




Digital printing




Silk screening



Alloy design
(Opacified)



Wood veneer



Metal mesh
(Opacified)



GOLDRAY GUARANTEE — YOUR SOLUTION TO COMPLEX GLASS PROBLEMS.

At Goldray Glass, we elevate you by providing outstanding design, research, and manufacturing for your projects. Whether it is a stadium, airport, hotel, corporate project, or a public art piece, our glass is a perfect fit. We save time and always deliver beautiful breathtaking projects.

MOSAIC IN THE SPOTLIGHT

UNION STATION BUS TERMINAL, TORONTO ONTARIO

MOSAIC is featured in a major downtown Toronto Transportation project — Union Station Bus Terminal.



THE STORY

ON TIME AND ON BUDGET

In June 2017, construction started on a new, larger GO Bus Terminal to provide more efficient service and improved access to downtown amenities and transit.

The new, enhanced Union Station Bus Terminal is a partnership project between Metrolinx and Ivanhoé Cambridge and Hines. The Union Station Bus Terminal is part of the larger CIBC Square development, which includes two office towers and a park spanning the GO rail corridor.

Goldray Glass worked closely with Tagg, Hines, Adamson Associates Architects, and Ellis Don to design, project manage, and install approximately 30,000 sq. ft. of glass for this significant initiative.

MOSAIC brings beauty, durability, and easy maintenance. The new Union Station Bus Terminal is scheduled to open in Fall 2020.

CHALLENGES: Shortened timelines. Unlevel surfaces. System modifications.

SOLUTIONS: Working closely with our Design and Account Management Team, modifications were made as required. Goldray's manufacturing team were able to manage workflow to help our customer deliver when timelines were shortened. Team meetings that included production and design were facilitated as often as needed.

RESULTS: Easy install, saving time and money.

CUSTOMER SATISFACTION

UNION STATION BUS TERMINAL PROJECT

"The design intent of the Go Bus Terminal was met. The team at Goldray Glass worked closely with all parties to ensure that the MOSAIC wall system delivered what was envisioned."

Adamson Associates Architects

"I install manufactured systems all the time. They take more work. This prefabricated one is different and takes less effort. Once you get the hang of it, it is easy."

Rob Higgins, Installer, BESI

CAPTURE YOUR QUESTIONS

OR YOUR MOSAIC IDEAS

